



**Northern European Volleyball
Zonal Association U19 Championships**

**National Volleyball Centre, Kettering
27th October – 29th October 2017**

Bulletin No.3



1. Organiser

Volleyball England

- | | |
|--------------------------------|--|
| • Independent Chair | Adam Walker |
| • Chief Executive Officer | Janet Inman |
| • Address | Volleyball England
SportPark
3 Oakwood Drive
Loughborough
Leicestershire
LE11 3QF |
| • Telephone | +44 (0) 1509 227722 |
| • Email | info@volleyballengland.org |
| • Chief Operating Officer | Stewart Dunne |
| • Telephone | +44 (0) 1509 227724 |
| • Mobile | +44 (0) 7734 821085 |
| • Email | s.dunne@volleyballengland.org |
| • Project Delivery Team Leader | Laurence Shenker |
| • Telephone | +44 (0) 1509 227720 |
| • Mobile | +44 (0) 7966 565120 |
| • Email | l.shenker@volleyballengland.org |

Key Contacts

- | | |
|----------------------|--|
| • Technical Delegate | Steve Evans |
| • Mobile | +44 (0) 7813 972733 |
| • Email | smevans56@gmail.com |
| • Event Manager | Jonathan Moore |
| • Mobile | +44 (0) 7737 461739 |
| • Email | j.moore@volleyballengland.org |

2. Preliminary Inquiry

Venue: National Volleyball Centre, (Bede)
Date: Thursday 26th October 2017

Faroe Islands – 10:30am
Norway – 11:30am
England – 12:00pm
Iceland – 16:15pm
Denmark – 18:00pm
Sweden – 18:30pm

Bring the following to the Preliminary Inquiry:

- All player passports for identity verification
- NEVZA-05bis form
- Doctor authorisation (if needed)
- Sample of each colour of uniform shirt and shorts of both captain and libero
- Receipt of financial matters paid to Volleyball England

3. NEVZA Technical Meeting (Please see appendix 4)

Venue: Holiday Inn Express, Rockingham Suite, Kettering
Date: Thursday 26th October 2017
Time: 21:00pm
Agenda: Event technical meeting

This meeting must be attended by all delegation support staff (coach, assistant coach, head of delegation and team manager).

The meeting will be conducted in English.

4. Competition Venue and Training Hall

The venue that will stage all the competition and training is:

- The National Volleyball Centre
- Address National Volleyball Centre
Thurston Road
Kettering
NN15 6PB
- Telephone +44 (0) 1536 520 130 or 01536 647473 (clubroom)
- Website <http://www.arenakettering.co.uk/>



5. Transport

There will be a transport service running to and from the hotel, training and competition venue. This will be at specified times, and you must make sure that you are on your allocated transport. A shuttle bus service will be available daily from the hotel to the competition venue.

Please check your flight arrivals and departures and the number of people in your delegation are correct.

Country	Arrival date	Arrival time	Airport	Departure date	Departure time	Airport	Number of people
Denmark	26/10/2017	10:45	Gatwick	30/10/2017	13:50	Gatwick	34
Faroe Islands	25/10/2017	18:45	Birmingham	30/10/2017	10:05	Birmingham	32
Iceland	26/10/2016	11:45	Heathrow	30/10/2017	12:25	Birmingham	32
Norway	25/10/2016	21:35	Heathrow	30/10/2017	12:05	Heathrow	30
Sweden	26/10/2016	15:45	Luton	30/10/2017	13:20	Luton	32

All countries airport transfers from and to the airport will be provided by Carters Travel. Payment should be made to Carters travel before arrival.

When booking your airport transfer, you should have confirmed the pick-up time by Carters Transport to take you to your chosen airport. If you have not done this, please contact Cindy Ashman to confirm times. info@carterstravel.co.uk

6. Accommodation for all teams, officials and volunteers

The accommodation provided for Teams and Officials is as follows: -

Hotel: Holiday Inn Express
Rockingham Road
Kettering
NN14 1UD

Tel +44 (0) 1536 210 210

Website <http://www.hiexpress.com/hotels/gb/en/kettering/ormpk/hoteldetail/directions>

All Teams have been allocated a certain number of triple rooms and twin rooms. A triple room will consist of 1 double bed that sleeps 2 people (together) and a sofa bed for 1 person.



A twin room will have two separate single beds. Some teams have been assigned additional triple rooms where requested. Teams will be given room keys upon check in at the hotel.

7. Laundry

Laundry will be available at designated drop off and collection points at the National Volleyball Centre at 8 am and 10 pm daily.

8. Meals

All players & official delegation members will receive breakfast, lunch and dinner. Breakfast will be served at the hotel and will be a continental buffet, including cereal, croissants and a selection of hot food. Lunch and dinner will be served at the National Volleyball Centre for all teams, officials and volunteers. Meal times will be determined according to the match and training schedule.

	Breakfast	Lunch	Dinner	Teams
Thursday		12:00-15:00pm	18:00-22:00pm	All teams
Friday	06:30-10:00am	12:00-15:00pm	18:00-22:00pm	All teams
Saturday	06:30-11:00am	12:00-15:00pm	18:00-22:00pm	All teams
Sunday	06:30-11:00am	12:00-15:00pm	18:30-21:00pm	All teams
Monday	06:00-11:00am			

9. Medical Services

Should any team require any medical services from their team Physio, please use the dry changing rooms pre-match during you allocated time. Basic first aid will be provided should it be required.

The nearest hospital is located in Kettering (6 minutes by car).

Kettering General Hospital - Rothwell Road, Kettering, Northamptonshire NN16 8UZ

Phone - 01536 492000

10. Competition and Referee Schedule

The competition and training schedule can be found in Appendix 1.

11. Training & Team meeting room

Training opportunities are being provided at the competition venue on Thursday 26th October 2017. The confirmed training times are:

09:00	10:00	11:00	17:00	18:00	19:00
Norway	England	Faroe Islands	Denmark	Iceland	Sweden

Team meeting rooms will be available for team use at the team hotel. Rooms will have projector, flipchart and DVD facilities.

12. Media, Streaming and team photographs

Volleyball England will be streaming all the matches live via a pay-per-view service. This will be a great opportunity for spectators from all over the world to watch the championships and in your countries. The link to view any match is <https://www.247.tv/live/volleyball/nevza-u19-international-championships> The cost to watch a match is £5, with a replay of the matches priced at £2.50.

All teams are **REQUIRED** to have a team picture taken in their complete team uniforms prior to their first match. This will happen on court prior to the official toss. The team listed first on the scoresheet will be photographed first.

Images will be taken and used for marketing purposes only by Volleyball England and to promote the NEVZA Championship. Please inform your colleagues and parents regarding this to ensure everyone is aware and we have your country's approval. If not please advise by 20th October by email to Laurence Shenker (l.shenker@volleyballengland.org).

All those wishing to take photos or video, will need to complete a registration in line with Volleyball England's Safeguarding procedures. You will be able to do this at the information desk on each day of competitions. Teams will be able to complete the relevant registration for their Team Camera's at the Preliminary Inquiry.

13. Dinner & Awards

All awards will be presented following the completion of the finals, where all teams are required to be on court.

14. Merchandise

There will be a small selection of merchandise available to purchase at the National Volleyball Centre. Volleyball England will be selling a range of T-shirts (both casual and performance/training) and Hoodies.

15. Enquiries – Additional Information

Any enquiries concerning the content of this bulletin or the organisation of the event should be directed to Laurence Shenker l.shenker@volleyballengland.org or competitions@volleyballengland.org

16. Information About Kettering

Lying at the heart of England and North Northamptonshire, Kettering is a town rich in heritage. The surrounding Borough offers an attractive mix of contemporary urban living, historic market towns and model villages. It consists of 4 towns and 25 villages and is an attractive and accessible place with excellent road and rail links making Kettering within just two hours of three quarters of the country's population.

One of the most attractive aspects of Kettering is its warm and welcoming environment in which to live, work and explore. Popular attractions within the town include Wicksteed Park, the UK's first leisure park with children's play equipment. The town is also home to the new state of the art Lighthouse



Theatre for entertainment and the award-winning Alfred East Art Gallery and Manor House Museum in the town centre.

Temporary exhibitions and regular activities make Kettering Museum and Art Gallery a lively and vibrant place to visit. At the Manor House Museum, you can find out what makes Kettering unique. The Museum covers the history of the borough and is packed with fascinating objects including archaeology, natural history, geology, and costume.

The Alfred East Gallery has a regular series of changing exhibitions by local artists, as well as exhibitions showcasing the gallery's permanent collection including work by Sir Alfred East, T. C. Gotch and others. The gallery also offers workshops for all ages and a varied lunchtime lecture series. In 2013 the Gallery celebrated its centenary year after opening in 1913, being originally built to house the Sir Alfred East painting collection, since which time the collection has since grown extensively. Kettering also has the award-winning Market Place and has already played host to a number of different performers and activities. The town also provides excellent sporting facilities and the Kettering Conference Centre is home to the National Volleyball Centre, the training and competition base for Volleyball England.

Directions from the Holiday Inn Express to Kettering Town Centre please click on the link
<http://goo.gl/maps/BG21V>



Appendix 1. Competition Schedule

Pool Seedings Pool A: #1, #4, #5

Pool B: #2, #3, #6

Pool C: #1, #4, #5

Pool D: #2, #3, #6

Pool Groups

Pool A Girls	
1	Denmark
2	Sweden
3	England

Pool B Girls	
1	Norway
2	Iceland
3	Faroe Islands

Pool C Boys	
1	Denmark
2	England
3	Iceland

Pool D Boys	
1	Sweden
2	Norway
3	Faroe Islands

Day 1 - Friday 27th October 2017

Protocol Start	Match start	Match	Court 1		Match	Court 2
08:30	09:00	G1	Denmark vs England		B1	Denmark vs Iceland
10:30	11:00	G2	Norway vs Faroe Islands		B2	Sweden vs Faroe Islands
13:00	13:30	G3	Sweden vs England		B3	England vs Iceland
15:00	15:30	G4	Iceland vs Faroe Islands		B4	Norway vs Faroe Islands
17:30	18:00	G5	Denmark vs Sweden		B5	Denmark vs England
19:30	20:00	G6	Norway vs Iceland		B6	Sweden vs Norway

Day 2 - Saturday 28th October 2017

Protocol Start	Match start	Match	Court 1		Match	Court 2
09:00	09:30	G7	QF 1: 2A vs 3B		B7	QF 1: 2C vs 3D
11:00	11:30	G8	QF 2: 2B vs 3A		B8	QF 2: 2D vs 3C
15:00	15:30	G9	SF 1: 1B vs Win G7		B9	SF 1: 1D vs Win B7
17:00	17:30	G10	SF 2: 1A vs Win G8		B10	SF 2: 1C vs Win B8

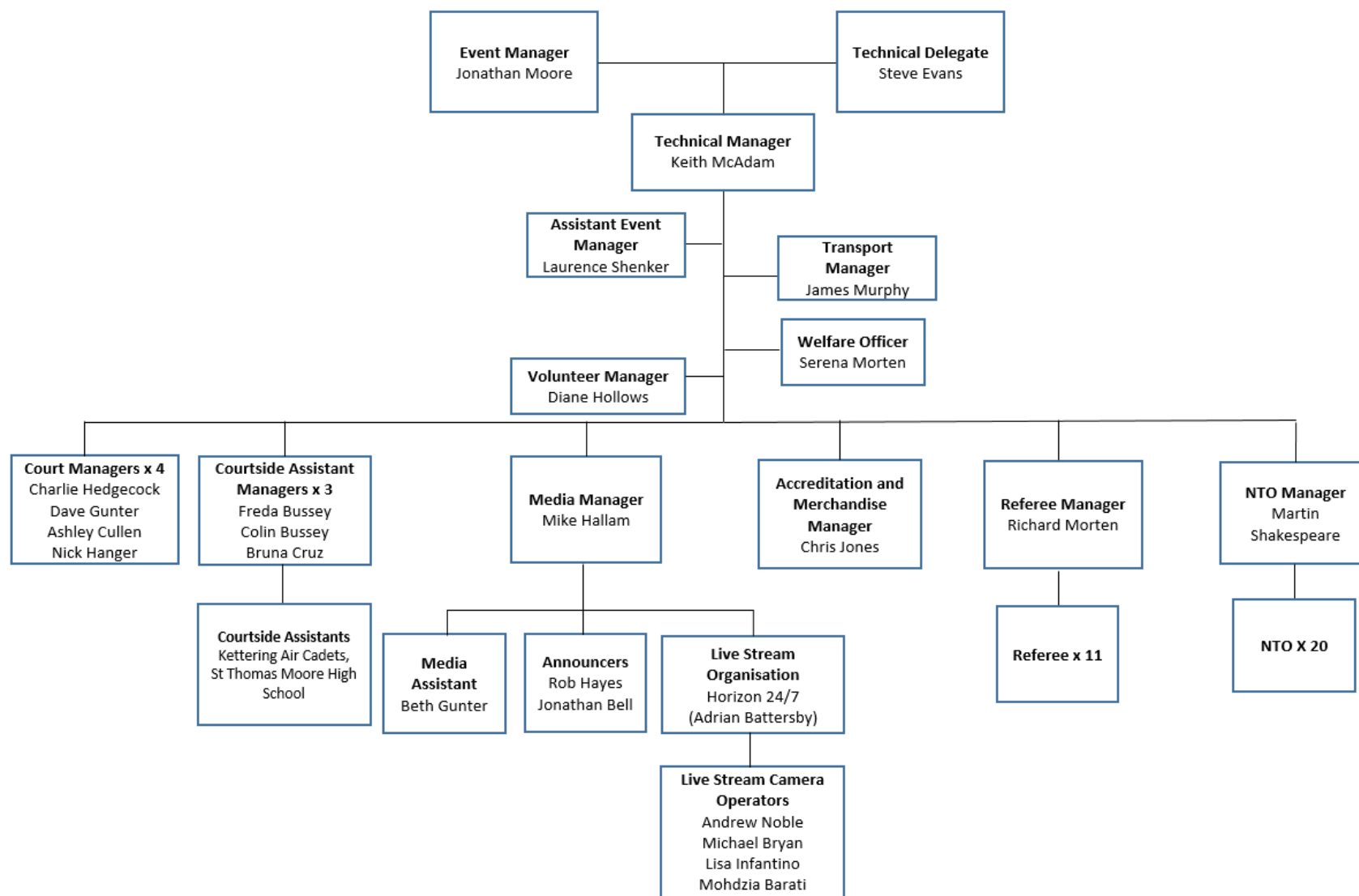
Day 3 - Sunday 29th October 2017

Protocol Start	Match start	Match	Court 1		Match	Court 2
09:30	10:00	G11	5th/6th: Los G7 vs Los G8		B11	5th/6th: Los B7 vs Los B8
11:30	12:00	G12	3rd/4th: Los G9 vs Los G10		B12	3rd/4th: Los B9 vs Los B10
13:30	14:00				B13	Final: Win B9 v Win B10
15:30	16:00	G13	Final: Win G9 vs Win G10			

Boys Fixtures
Girls Fixtures



Appendix 2. Organisational Structure



Appendix 3. Match Protocol

All volunteers should be aware of the match protocol. The Referees will follow it for all games.

Time	Description	Referees' Action	Team's Action	Announcers (Only on Sunday)
See Info Pack	Pre-game meeting			
30 mins before the 1 st service			Both teams have access to the court. (This is the minimum time that will be allowed).	
17 Mins before the 1 st Service	Official Photographs (Optional)	Referees call teams to agreed position		
16 mins before the 1 st Service		First and second referees check the height and tension of the net as well as position of antennae and side markings.	Teams are at their respective benches	
15 Mins before the 1 st Service	Toss to choose service and court	The two referees report to the area in front of the scorer's table.	Both team captains report to the area in front of the scorer's table.	
		The coin toss follows after which the first referee ensures that the scorer is informed of the result of the toss.	After the toss team captains and head coach sign the score sheet.	
			Then the team officials go to their respective bench.	
			The coach brings in any other equipment, which he/she places behind the bench of the team	
14 Mins before the 1 st Service	Official warm-up at the net	The first referee blows his whistle to announce the start of the official warm-up at the net of both teams.	Both teams A and B start to warm-up at the net.	
		During the official warm-up, referees check the game balls, substitution cards (paddles) and all the necessary equipment for the game (score sheet, buzzer, uniforms etc).		
		Referees give any necessary		

		instruction to scorers, line judges, ball retrievers, floor moppers etc. They must also inspect the reserve equipment.		
12 mins before the 1st Service	Line-up sheets	The second referee must ensure that the coach of each team submits the line-up sheet of the starting 6. The scorer proceeds to record the numbers of the six starting players of each team on the score sheet.	Both coaches submit the line-up sheets of the starting 6.	
		Before the first set, the scorer and second referee ensure that if a libero is being used this player is nominated and listed in the line reserved for the name		
4 Mins before the 1st Service	End of the official warm-up	The first referee whistles to announce the end of the official warm-up of the teams.	Players return to their own benches at the end of the warm-up.	
		Then the referees request permission from the Match Commissioner at the Jury table to start the match.	If players need to change their jerseys, they must leave the playing court area and return with little or no delay. All team members must wear their uniforms and sit on the bench.	
3 mins before the 1st Service		1st referee proceeds to the referee stand,		
		1 st referee instructs teams to enter the court.	Starting players and the libero enter the court	
	Distribution of match Balls	The second referee distributes four match balls to the ball retrievers		
		Checks the players' starting position, comparing them to those on their respective line-up sheet		

		He/she asks the scorer if he/she has also finished checking and is ready to start		
		The second referee will then give the ball to the server		
0.00	Match Start	The second referee indicates to the first referee by using the official hand signal that the teams are ready to start the match and the latter whistles the authorisation of the first service at the scheduled time		
3 mins before the 1st Service	Announcement of the match (Sunday only)	1 st Referee will be on the side of court A, both referees and line judges go to the middle of the court, perpendicular and close to the net, facing the main crowd or if directed by the VE representative the TV cameras wherever the lead camera is placed.	At the referees' whistle, the 12 players of each team enter the court, lining-up laterally on the side of the court, Captain, 1 st Libero rest of team in numerical order facing the main crowd or if directed by the VE representative the TV cameras wherever the lead camera is placed.	Play fanfare when all referees and teams are standing on the side line. Introduce the 2 teams when they have reached the center of the court.
		After the announcement of the match, the referee whistles and allows the players of the two teams shake hands. The referees and linepersons walk towards the referees stand	After shaking hands, the players return by the two sides of the net to their benches	
		The referees return to the scorer's table when all the players have shaken hands and left the court	.	

2.20 Mins before the 1st Service	Presentation of the match referees	Both referees, accompanied by fanfare, march to the middle of the court, close to the net, facing the main crowd or if directed by the VE representative the TV cameras wherever the lead camera is placed. and, after being introduced by the announcer, the first referee goes to the referee's stand and the second referee stands in the area in front of the scorer's table		Fanfare Announce the 1 st Referee Announce the 2 nd Referee
	Presentation of the starting players, 1st libero and coach.		The coach, assistant coach, the six starting players (and the Libero) of the first set must sit on the bench for individual presentation. The reserve players must go to the warming up area.	After a second fanfare, each starting player and the libero of the serving team enters the court, waving his/her hands at the announcement of his/her name. The coach stands up, raising his/her hands when his/her name is announced Following this the receiving team is announced in the same way

Points to note:

1. All teams will be given a minimum of 30 minutes access to the court before the start of each game.
2. See note regarding official team photographs in bulletin no 1.



Appendix 4. Points

The point system will be according to the new CEV rules.

1. Matches won
2. Ranking Points (3-0 or 3-1: 3 points, 3-2: 2 points, 2-3: 1 point, 0-3 or 1-3: 0 point)
3. Set Quotient
4. Match Point Quotient
5. If the tie continues, as per their match point quotient, the teams will be placed according to the result(s) of the match(es) between the teams concerned.

Appendix 5. Technical & NEVZA Meeting

To all member countries in NEVZA

Technical Meeting of NEVZA
Holiday Inn Express, Kettering, England, Thursday 26th October 2017
9.00pm at the Holiday Inn Express

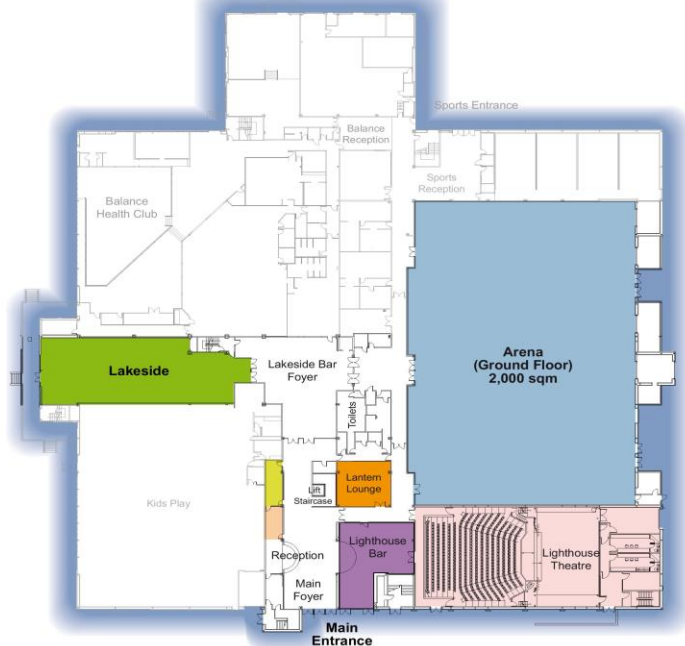


Agenda:

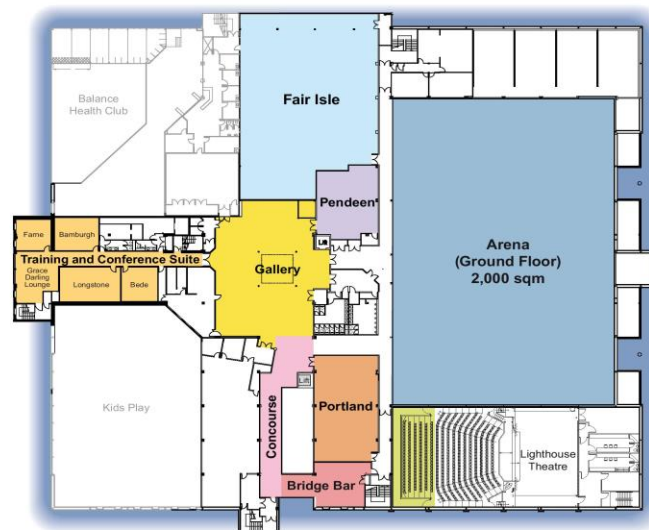
1. Welcome
2. Event Technical Meeting
3. Introductions, including Referee Manager and Referees
4. Remarks & Questions following the Preliminary Inquiries
5. Match schedule, Kit colours for matches and protocol
6. Control Committee
7. Super 7 and MVP
8. General Information: Catering, laundry, transport, and media
9. Medal / closing ceremony



Appendix 6. National Volleyball Centre & Conference Centre Floor Plan



- | | | |
|-------------------|--------------------|----------------|
| Lakeside | Lantern | Lighthouse Bar |
| Conference Office | Arena | |
| Client Office | Lighthouse Theatre | |



- | | | |
|-------------------------------|-----------|----------------------------|
| Training and Conference Suite | Portland | Bridge Bar |
| Fair Isle | Gallery | Lighthouse Theatre Balcony |
| Pendean | Concourse | |